

2 TOGGLE SWITCHES

General Purpose Toggle Switches — AC Rated

DESCRIPTION

These ac rated toggle switches offer the widest selection of features and the design flexibility to meet a variety of applications.

Combi-Term Option

This is an extension of our ac rated General Purpose Toggle Switch. The "Combi-Term" design allows the user the option of Screw Terminals, .250" Quick Connects or Solder Termination all on the same switch. The special clips and screws are provided in a poly bag with the switch.

SPECIFICATIONS

Rating:

See selection table.

Circuits:

1PST, 1PDT, 2PST, 2PDT, 3PST, 3PDT, 4PST & 4PDT.

Maintained and momentary.

Contact Mechanism:

Slow-make/Slow-brake butt contact.

Terminal Types:




Screw Terminals — Brass designed to accept #6-32 x 3/16 binding head (Cat. No. 811-2) screws. Furnished unassembled.

Solder Lug Terminals — Tintillate plated brass.

Spade Terminals — Brass.

Combi-Term — Brass.

STANDARD AC RATED TOGGLES SELECTION TABLE (BOLD FACE TYPE INDICATES ITEMS NORMALLY IN DISTRIBUTOR STOCK)

Rating	Poles and Throw	Circuit with Toggle in			BASE CIRCUIT SEE PAGE 4.28	Bushing Length A mm (inches)	Lever Length B mm (inches)	CATALOG NUMBERS			
		UP Position 	CENTER Position 	DOWN Position (Keyway) 				Solder Lugs	Screw Terminals	.250" Spade Terminals	Combi-Term
ONE POLE											
ONE POLE											
6A, 125V ac 3A, 250V ac	1 P.S.T.	ON	NONE	OFF	A	8.74 (.344) 11.91 (.469)	14.30 (.563) 14.30 (.563)	7580K7 7580K6	7580K5 7580K4	7580K9 7580K8	N/A
	1 P.D.T.	ON	OFF	ON	B	11.91 (.469)	14.30 (.563)	7581K6	7581K4	7581K8	
	1 P.D.T.	ON	NONE	ON	B	11.91 (.469)	14.30 (.563)	7582K6	7582K4	7582K8	
	1 P.D.T.	ON ON*	NONE OFF	ON* ON*	B	11.91 (.469)	14.30 (.563)	7585K6 7587K6	7585K4 7587K4	7585K8 7587K8	
10A, 250V ac 1/2 Hp, 250V ac	1 P.S.T.	OFF	NONE	ON*	A	11.91 (.469)	14.30 (.563)	7506K3	7506K4	7506K6	
	1 P.S.T.	OFF	NONE	ON*	A	11.91 (.469)	17.48 (.688)	7506K38	7506K36	7506K40	
	1 P.D.T.	ON* ON	OFF NONE	ON* ON*	B	11.91 (.469)	14.30 (.563)	7509K4 7510K6	7509K5 7510K7	7509K7 7510K9	
	1 P.D.T.	ON ON*	OFF OFF	ON* ON*	B	11.91 (.469)	17.48 (.688)	7508K38 7509K38	7508K36 7509K36	7508K40 7509K40	
15A, 125V ac 10A, 250V ac 3/4 Hp, 250V ac 1/2 Hp, 125V-250V ac	1 P.S.T.	ON	NONE	OFF	A	8.74 (.344) 11.91 (.469)	14.30 (.563) 14.30 (.563)	7501K12 7501K13	7500K13 ② 7500K14 ②	7501K14 7501K15	
	1 P.D.T.	ON	OFF	ON	B	11.91 (.469)	14.30 (.563)	7503K13 ②	7502K13	7503K15	
15A, 125V ac 10A, 250V ac 1/2 Hp, 125V ac 3/4 Hp, 250V ac	1 P.D.T.	ON	NONE	ON	B	11.91 (.469)	14.30 (.563)	7505K4	7504K4 ②	7505K6	
	1 P.D.T.	ON	NONE	ON	B	11.91 (.469)	14.30 (.563)	7505K4	7504K4 ②	7505K6	
20A, 125V ac 10A, 250V ac 1/2 Hp, 125V ac 3/4 Hp, 250V ac	1 P.S.T.	ON	NONE	OFF	A	11.91 (.469)	17.48 (.688)	7546K38	7546K36	7546K40	
	1 P.S.T.	ON	NONE	OFF	A	11.89 (.468)	17.45 (.687)	7802K11	7802K31	7802K21 ③	
20A, 125V AC 10A, 250V AC 1 Hp, 120-240V ac	1 P.D.T.	ON ON ON*	OFF NONE OFF	ON ON ON*	B	11.89 (.468)	17.04 (.671)	7802K12 7802K13 7802K17 ④	7802K32 7802K33 7802K37 ④	7802K22 7802K23 ③ 7802K27 ④	7802K42 7802K43 7802K47 ④
	1 P.S.T.	ON	NONE	OFF	A	8.74 (.344)	14.30 (.563)	—	7576K2	—	N/A

Selection Table continues on page 2.4.

* Momentary Contact.

① Single pole switch in 2-pole base.

② Also 4.2A L @ 125V ac Rating.

③ Also 7.5A @ 277V ac, 3/4 Hp @ 120, 240 and 277V ac.

④ Not CSA Certified.

Base Material:

Thermoset molding material.

Mounting Means:

Threaded Bushing —
11.89mm (.468") dia.,
32 threads/inch.

Keyway —

1.73 x .89mm deep
(.068 x .035" deep), provides
antirotation feature.

Hardware Supplied —

1 hexagon locknut
(Cat. No. 15-192) and
1 bright nickel plated knurled
facenut (Cat. No. 15-124F1),
except 7700-7705 which have
bright nickel hexagon facenut
(Cat. No. 15-966-2).
Furnished unassembled.

Finish:

Bright nickel plated toggle lever
and bushing.

Dielectric Withstand:

1,000V RMS minimum.

Operating Temperature Range:

-17.8°C to +65.6°C
(0°F to +150°F).

Approvals:

UL Recognized.

CSA Certified (except as noted).



Contact Material:

7500, 7600, 7700 and 7900 Series Switches		
Amperage	Movable	Stationary
3 to 6	Silver Plated Copper	Silver Plated Copper
10 to 20	Silver Plated Copper with Silver Buttons	Silver Plated Copper with Silver Buttons
20 to 30	Silver Plated Copper with Cad Oxide Buttons	Copper with Cad Oxide Buttons
7800 Series Switches		
3 to 6	Silver Plated Copper	Silver Plated Copper
10 to 20	Copper with Silver Buttons	Copper with Silver Buttons

OPTIONAL FEATURES — General Purpose AC Rated Toggles, pages 2.2-2.4. Features shown below may not be available on all toggle models. Contact your local Eaton Sales Representative.

FEATURES FOR 7500, 7600, 7700, 7900 SERIES

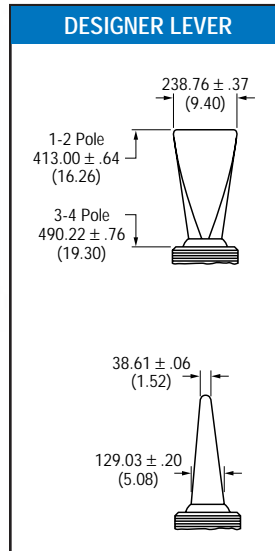
- 3-Independent "ON" Circuit (2PDT or 4PDT only, refer to page 4.28)
- Short (11/32") Bushing
- Tall (15/32") Bushing
- White Nylon Designer Lever (See above dimensions)
- Black Nylon Designer Lever (See above dimensions)
- Hardware Furnished Assembled
- Reversing Jumpers (Not for use with 3-Independent "ON" Circuit)
- Short (15/32") Bat Lever
- Tall (11/16") Bat Lever (Not available with Short Bushing)
- Rotate Keyway 180°
- Lever Seal
- Omit One Pole (2P, 3P, 4P only. Not for use with 3-Independent "ON" Circuit)

FEATURES FOR 7800 SERIES ONLY

- 3-Independent "ON" Circuit (2PDT or 4PDT only, refer to page 4.28)
- Hardware Furnished Assembled
- Reversing Jumpers (Not for use with 3-Independent "ON" Circuit)
- Rotate Keyway 180°
- Silicone Lever Seal (1P and 2P only)
- Omit One Pole (2P, 3P, 4P only. Not for use with 3-Independent "ON" Circuit)

DIMENSIONS

APPROXIMATE IN MM (INCHES)



Single Pole



7500, 7600, 7700, 7900 Series
Double Pole



7800 Series
Double Pole



Four Pole



Military Purpose Toggle Switches (continued)

AC Rated (Heavy Duty) Military (Jan-S-23 Equivalents) with Unsealed Lever

AC RATED (HEAVY DUTY) MILITARY JAN-S-23 EQUIVALENTS SELECTION TABLE (BOLD FACE TYPE INDICATES ITEMS NORMALLY IN DISTRIBUTOR STOCK)

Rating	Poles and Throw	Circuit with Toggle in			BASE CIRCUIT SEE PAGE 4.28	Bushing Length "A" mm (inches)	Bushing Length "B" mm (inches)	CATALOG NUMBERS					
		UP Position	CENTER Position	DOWN Position (Keyway)				Solder Lug Terminals		Screw Terminals			
								Former Jan-S-23 with Unsealed Lever	Catalog Number	Former Jan-S-23 with Unsealed Lever	Catalog Number		
ONE POLE													
1	1 P.S.T.	ON	NONE	OFF	A	11.89 (.468)	17.45 (.688)	ST-42A	7300K38	ST-40A	7300K36		
2		ON	NONE	OFF*				11.89 (.468)	17.45 (.688)	ST-42B	7304K38	ST-40B	7304K36
2		OFF	NONE	ON*				11.89 (.468)	17.45 (.688)	ST-42C	7303K38	ST-40C	7303K36
1	1 P.D.T.	ON	OFF	ON	B	11.89 (.468)	17.45 (.688)	ST-42E	7301K38	ST-40E	7301K36		
1		ON	NONE	ON				11.89 (.468)	17.45 (.688)	ST-42D	7302K38	ST-40D	7302K36
2		ON	NONE	ON*				11.89 (.468)	17.45 (.688)	ST-42F	7307K38	ST-40F	7307K36
2		ON*	OFF	ON*				11.89 (.468)	17.45 (.688)	ST-42G	7306K38	ST-40G	7306K36
2		ON	OFF	ON*				11.89 (.468)	17.45 (.688)	ST-42H	7305K38	ST-40H	7305K36
TWO POLE													
3	2 P.S.T.	ON	NONE	OFF	C	11.89 (.468)	17.45 (.688)	ST-52K	7310K38	ST-50K	7310K36		
4		ON	NONE	OFF*				11.89 (.468)	17.45 (.688)	ST-52L	7314K38	ST-50L	7314K36
4		OFF	NONE	ON*				11.89 (.468)	17.45 (.688)	ST-52M	7313K38	ST-50M	7313K36
3	2 P.D.T.	ON	OFF	ON	D	11.89 (.468)	17.45 (.688)	ST-52P	7311K38	ST-50P	7311K36		
3		ON	NONE	ON				11.89 (.468)	17.45 (.688)	ST-52N	7312K38	ST-50N	7312K36
4		ON	NONE	ON*				11.89 (.468)	17.45 (.688)	ST-52R	7317K38	ST-50R	7317K36
4		ON*	OFF	ON*				11.89 (.468)	17.45 (.688)	ST-52S	7316K38	ST-50S	7316K36
4		ON	OFF	ON*				11.89 (.468)	17.45 (.688)	ST-52T	7315K38	ST-50T	7315K36

* Momentary Contact.

CURRENT RATINGS

Code From Selection Table	Type of Operation	CURRENT CAPACITY IN AMPERES PER POLE								
		30V dc			125V ac, 60 Hz			250V ac, 60 Hz		
		Lamp Load	Resistive Load	Inductive Load	Resistive Load	Inductive Load	Horse Power	Resistive Load	Inductive Load	Horse Power
ONE POLE										
1	Maintained Momentary	5	20	15	15	—	—	6	—	—
2		4	15	10	15	—	—	6	—	—
TWO POLE										
3	Maintained Momentary	7	30	15	25	—	—	9	—	—
4		5	20	10	15	—	—	6	—	—

DIMENSIONS APPROXIMATE IN MM (INCHES)

